

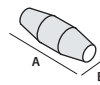
RAY CAST

Straight or branch joint with two-component epoxy resin insulation for 0.6/1 kV cables.

Straight or branch joints for 0.6/1 kV extruded cables: easily installed, composed of two anti-fracture plastic shells, to be filled with two-component epoxy resin such as Rayresin. For installation in traps, channels or directly underground.

RAYCAST L

Straight joint.



PRODUCT / Item	Cable formation and conductor cross sections (n° x mm ²)				max cables Ø (mm)	Dimension (mm)
	1x	2x	3x	4x		
RAYCAST L10 100001-000	2,5 - 50	1,5 - 10	1,5 - 10	1,5 - 10 *	8 - 16	180 x 50
RAYCAST L16/25 100002-000	16 - 150	4 - 25	4 - 25	2,5 - 25	8 - 32	215 x 55
RAYCAST L35 100035-001	16 - 185	16 - 35	16 - 35	16 - 35	12 - 33	232 x 70
RAYCAST L50 100500-000	50 - 300	16 - 50	16 - 50	16 - 50	14 - 34	266 x 72
RAYCAST L95 100095-000	120 - 400	25 - 95	25 - 95	25 - 95	15 - 42	330 x 75
RAYCAST L120 100120-000	240 - 500	70 - 120	70 - 120	50 - 120	25 - 50	365 x 95
RAYCAST L240 100240-000	400 - 1000	120 - 300	120 - 240	120 - 240	30 - 75	510 x 120

PRODUCT / Item	Cable formation and conductor cross sections (n° x mm ²)				(mm)	(mm)
	1x	2x	3x	4x		
RAYCAST L50 100500-000	16 - 150	16 - 25	16 - 25	16 - 25	14 - 34	266 x 72
RAYCAST L120 100120-000	185 - 400	25 - 95	25 - 95	25 - 95	25 - 50	365 x 95
RAYCAST L240 100240-000	400 - 630	95 - 185	95 - 185	95 - 185	30 - 75	510 x 120

* Raycast L10 is suggested for cable diameters not exceeding 16 mm.

RAYCAST D

Branch joint.

PRODUCT	Cable formation and conductor cross sections (n° x mm ²)								max cables Ø (mm)		Dimension (mm)
	1x		2x		3x		4x		T	B	
RAYCAST D6 100006-000	T: 4 - 50 B: 4 - 50	T: 4 - 10 B: 4 - 10	T: 2,5 - 6 B: 2,5 - 6	T: 2,5 - 6 B: 2,5 - 6	T: 8 - 27 B: 8 - 27	T: 8 - 27 B: 8 - 27			180 x 90		
RAYCAST D16/D25 100016-000	T: 50 - 150 B: 50 - 150	T: 10 - 25 B: 10 - 25	T: 6 - 25 B: 6 - 16	T: 6 - 25 B: 6 - 10	T: 8 - 32 B: 8 - 32	T: 8 - 32 B: 8 - 32			220 x 105		
RAYCAST D95 100095-001	T: 120 - 400 B: 95 - 240	T: 25 - 95 B: 16 - 50	T: 25 - 95 B: 16 - 50	T: 25 - 95 B: 10 - 50	T: 15 - 42 B: 8 - 32	T: 15 - 42 B: 8 - 32			315 x 115		

T: Through - B: Branch

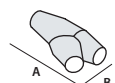
Electrical performance:

- CEI EN 50393 with connectors complying with EN 61238-1
- Class 2 in accordance with CEI 64-8.

Working temperature: 90°

Installation temperature: 0°C / +45°C

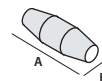
Can be used underground





RAYCAST L-S

Screened joint.

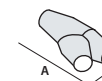


For COPPER cables		Cable formation and conductor cross sections (n° x mm ²)				max cables Ø (mm)	Dimension (mm)
PRODUCT / Item	1x	2x	3x	4x			
RAYCAST L10-S 100001-00S	2,5 - 50	1,5 - 10	1,5 - 6	1,5 - 6	8 - 16	180 x 50	
RAYCAST L25-S 100025-00S	16 - 120	4 - 25	4 - 16	2,5 - 16	8 - 32	215 x 55	
RAYCAST L35-S 100035-00S	16 - 185	16 - 35	16 - 25	16 - 25	12 - 33	232 x 70	
RAYCAST L50-S 100050-00S	50 - 240	16 - 50	16 - 50	16 - 50	14 - 34	266 x 72	
RAYCAST L120-S 100120-00S	240 - 500	70 - 120	70 - 120	50 - 95	25 - 50	365 x 95	
RAYCAST L240-S 100240-05S	400 - 1000	120 - 300	120 - 185	120 - 185	30 - 75	510 x 120	
For ALUMINIUM cables		1x	2x	3x	4x	(mm)	(mm)
RAYCAST L50-S 100050-00S	16 - 150	16 - 25	16 - 25	16 - 25	14 - 34	266 x 72	
RAYCAST L120-S 100120-00S	185 - 400	25 - 95	25 - 95	25 - 95	25 - 50	365 x 95	
RAYCAST L240-S 100240-05S	400 - 630	95 - 185	95 - 185	95 - 185	30 - 75	510 x 120	



RAYCAST D-S

Screened joint.



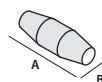
For **COPPER** cables

PRODUCT	Item	Cable formation and conductor cross sections (n° x mm ²)								max cables Ø (mm)		Dimension (mm)
		1x		2x		3x		4x		T	B	
		T	B	T	B	T	B	T	B	T	B	
RAYCAST D6-S	100006-00S	4 - 35	4 - 35	4 - 10	4 - 10	2,5 - 6	1,5 - 6	2,5 - 6	2,5 - 6	8 - 27	8 - 27	180 x 90
RAYCAST D25-S	100017-00S	35 - 120	35 - 120	10 - 25	10 - 25	6 - 16	6 - 16	6 - 16	6 - 10	8 - 32	8 - 32	220 x 105
RAYCAST D95-S	100950-00S	95 - 300	70 - 150	25 - 95	16 - 50	16 - 70	16 - 35	16 - 50	10 - 35	15 - 42	8 - 32	315 x 115

T : Through - B : Branch

RAYCAST L-ARM

Joint for tape, wire or plate armoured cables.



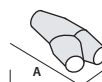
PRODUCT / Item	Cable formation and conductor cross sections (n° x mm²)			max cables Ø (mm)	Dimension (mm)
	2x	3x	4x		
RAYCAST L10-ARM 100001-001	1,5 - 10	1,5 - 6	1,5 - 6	8 - 16	180 x 50
RAYCAST L25-ARM 100002-002	4 - 25	4 - 16	2,5 - 16	8 - 32	215 x 55
RAYCAST L35-ARM 100035-ARM	16 - 35	16 - 25	16 - 25	12 - 33	232 x 70
RAYCAST L50-ARM 100003-001	16 - 50	16 - 50	16 - 50	14 - 34	266 x 72
RAYCAST L120-ARM 100120-002	70 - 120	70 - 120	50 - 95	25 - 50	365 x 95
RAYCAST L240-ARM 100240-LARM	120 - 300	120 - 185	120 - 185	30 - 75	510 x 120

PRODUCT / Item	Cable formation and conductor cross sections (n° x mm²)			max cables Ø (mm)	Dimension (mm)
	2x	3x	4x		
RAYCAST L50-ARM 100003-001	16 - 25	16 - 25	16 - 25	14 - 34	266 x 72
RAYCAST L120-ARM 100120-002	25 - 95	25 - 95	25 - 95	25 - 50	365 x 95
RAYCAST L240-ARM 100240-LARM	95 - 185	95 - 185	95 - 185	30 - 75	510 x 120



RAYCAST D-ARM

Joint for tape, wire or plate armoured cables.

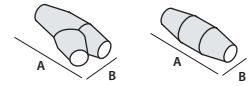


PRODUCT / Item	Cable formation and conductor cross sections (n° x mm²)						max cables Ø (mm)		Dimension (mm)
	2x		3x		4x		T	B	
RAYCAST D6-ARM-F 100006-002	4 - 10	4 - 10	2,5 - 6	2,5 - 6	2,5 - 6	2,5 - 6	8 - 27	8 - 27	180 x 90
RAYCAST D16-ARM-F 100016-002	10 - 25	10 - 25	6 - 16	6 - 16	6 - 16	6 - 10	8 - 32	8 - 32	220 x 105
RAYCAST D95-ARM-F 100095-003	25 - 70	16 - 50	25 - 70	16 - 35	25 - 50	10 - 35	15 - 42	8 - 32	315 x 115

PRODUCT / Item	2x		3x		4x		(mm)		Dimension (mm)
	T	B	T	B	T	B	T	B	
RAYCAST D6-ARM 100006-001	4 - 10	4 - 10	2,5 - 6	2,5 - 6	2,5 - 6	2,5 - 6	8 - 27	8 - 27	180 x 90
RAYCAST D16-ARM 100016-001	10 - 25	10 - 25	6 - 16	6 - 16	6 - 16	6 - 10	8 - 32	8 - 32	220 x 105
RAYCAST D95-ARM 100095-004	25 - 70	16 - 50	25 - 70	16 - 35	25 - 50	10 - 35	15 - 42	8 - 32	315 x 115


T : Through - B : Branch






RAYCAST LPS / DPS

Joint for very deep submersible pumps.


For COPPER cables		Cable formation and conductor cross sections (n° x mm ²)				max cables Ø (mm)	 (mm)
PRODUCT	Item	1x	2x	3x	4x		
RAYCAST LPS10	100010-LPS	2,5 - 50	1,5 - 10	1,5 - 10	1,5 - 10	8 - 16	180 x 50
RAYCAST LPS25	100025-LPS	16 - 150	4 - 25	4 - 25	2,5 - 25	8 - 32	215 x 55
RAYCAST LPS95	100095-LPS	120 - 400	25 - 95	25 - 95	25 - 95	15 - 42	330 x 75
RAYCAST LPS240	100240-LPS	400 - 1000	120 - 300	120 - 240	120 - 240	30 - 75	510 x 120


For COPPER cables		Cable formation and conductor cross sections (n° x mm ²)								Ø max cables (mm)		 (mm)
PRODUCT	Item	1x		2x		3x		4x		T	B	
RAYCAST DPS6	100006-DPS	4 - 50	4 - 50	4 - 10	4 - 10	2,5 - 6	2,5 - 6	2,5 - 6	2,5 - 6	8 - 27	8 - 27	180 x 90
RAYCAST DPS25	100025-DPS	50 - 150	50 - 150	10 - 25	10 - 25	6 - 25	6 - 16	6 - 16	6 - 10	8 - 32	8 - 32	220 x 105
RAYCAST DPS95	100095-DPS	120 - 400	95 - 240	25 - 95	16 - 50	25 - 95	16 - 50	25 - 95	10 - 50	15 - 42	8 - 32	315 x 115

T: Through - B: Branch

RAYCAST SL /SD

Joint for signalling and control.

PRODUCT	Item	Conductor (mm ²)	Cable formation (n° conductors)												max cables Ø (mm)	 (mm)		
			5x	7x	10x	12x	16x	19x	24x	40x	75x	100x	250x					
RAYCAST SL11	100011-OSL	1,5 2,5	•	•	•	•	•										8 - 16	180 x 50
RAYCAST SL12	100012-OSL	1,5 2,5			•	•	•	•	•								8 - 32	215 x 55
RAYCAST SL13	100013-OSL	1,5 2,5					•	•	•	•							14 - 34	266 x 72
RAYCAST SL14	100014-OSL	1,5 2,5							•	•	•						15 - 42	330 x 75
RAYCAST SL15	100015-OSL	1,5 2,5							•	•	•						25 - 50	365 x 95
RAYCAST SL16	100016-OSL	1,5 2,5								•	•	•					30 - 75	510 x 120

PRODUCT	Item	Conductor (mm ²)	Cable formation (n° conductors)								max cables Ø (mm)		 (mm)						
			5x	7x	10x	12x	16x	19x	24x	40x	75x	T		B					
RAYCAST SD1	100001-OSD	1,5 2,5	•	•	•	•	•	•								8 - 27	8 - 27	180 x 90	
RAYCAST SD2	100002-OSD	1,5 2,5					•	•	•								8 - 32	8 - 32	220 x 105
RAYCAST SD3	100003-OSD	1,5 2,5						•	•	•	•						15 - 42	8 - 32	315 x 115

T: Through - B: Branch

RAYCAST TL AND TSL

Straight joint for telephone cable.


UNSCREENED		SCREENED		N° pairs per conductor cross sections (n° x mm ²)	max cables Ø (mm)	Dimension (mm)
PRODUCT	Item	PRODUCT	Item			
RAYCAST TL16	100016-OTL	RAYCAST TSL16	100016-TSL	1 - 16 x 0,5 - 0,6	8 - 16	180 x 50
RAYCAST TL25	100025-OTL	RAYCAST TSL25	100025-TSL	16 - 25 x 0,5 - 0,6	8 - 32	215 x 55
RAYCAST TL35	100035-OTL	RAYCAST TSL35	100035-TSL	25 - 35 x 0,5 - 0,6	12 - 33	266 x 72
RAYCAST TL40	100040-OTL	RAYCAST TSL40	100040-TSL	35 - 40 x 0,5 - 0,6	15 - 42	330 x 75
RAYCAST TL64	100064-OTL	RAYCAST TSL64	100064-TSL	40 - 64 x 0,5 - 0,6	25 - 50	365 x 95
RAYCAST TL500	100500-OTL	RAYCAST TSL500	100500-TSL	60 - 500 x 0,5 - 0,6	30 - 75	510 x 120

RAYCAST SYSTEM PLUS L

Straight joint + Five-core spacer + Screw connectors.



PRODUCT / Item	Cable formation and conductor cross sections (n° x mm ²)				max cables Ø (mm)	Dimension (mm)
	2x	3x	4x	5x		
RAYCAST SP L6 RAYCASTSPL6	1,5 - 6	1,5 - 6	1,5 - 6	1,5 - 6	8 - 16	180 x 50
RAYCASTSP L16 RAYCASTSPL16	4 - 16	4 - 16	4 - 16	4 - 16	8 - 32	215 x 55
RAYCASTSP L25 RAYCASTSPL25	4 - 25	4 - 25	4 - 25	4 - 25	8 - 32	215 x 65



RAYCAST SYSTEM PLUS Y

Y Branch joint + Five-core spacer + Screw connectors.



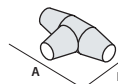
PRODUCT / Item	Cable formation and conductor cross sections (n° x mm ²)								max cables Ø (mm)	Dimension (mm)
	2x		3x		4x		5x			
	T	B	T	B	T	B	T	B		
RAYCAST SP D6 RAYCASTSPD6	1,5-6	1,5-4	1,5-6	1,5-4	1,5-6	1,5-4	1,5-6	1,5-4	T 8 - 27 B 8 - 27	180 x 90
RAYCAST SP D16 RAYCASTSPD16	4-16	1,5-4	4-16	1,5-4	4-16	1,5-4	4-16	1,5-4	T 8 - 32 B 8 - 32	220 x 105

T : Through - B : Branch



RAYCAST SYSTEM PLUS T

T Branch joint + Four-core spacer + Screw connectors.



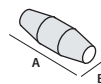
PRODUCT / Item	Cable formation and conductor cross sections (n° x mm ²)						max cables Ø (mm)	Dimension (mm)
	2x		3x		4x			
	T	B	T	B	T	B		
RAYCAST SP T 35 RAYCASTSPT35	6 - 35	1,5 - 10	6 - 35	1,5 - 10	6 - 35	1,5 - 10	T 22 - 42 B 22 - 42	305 x 155

T : Through - B : Branch



RAYCAST SYSTEM FAST RP

Straight joint + Shear bolt connectors.



PRODUCT / Item	Cable formation from 2x a 4x (n° x mm ²)	max cables Ø (mm)	Dimension (mm)
RAYCAST L 35- RP/16 RAYCASTL35RP16	1,5 - 16	12 - 33	232 x 70
RAYCAST L 35- RP/35 RAYCASTL35RP35	10 - 35	12 - 33	232 x 70
RAYCAST L 50- RP/50 RAYCASTL50RP50	25 - 50	14 - 34	266 x 72
RAYCAST L 120- RP/120 RAYCASTL120RP120	35 - 120	25 - 50	365 x 95
RAYCAST L 240- RP/150 RAYCASTL240RP150	35 - 150	30 - 75	510 x 120

